



**YENEPOYA**

(DEEMED TO BE UNIVERSITY)

Recognized under Sec 3(A) of the UGC Act 1956

Accredited by NAAC with 'A' Grade

## 4.2.2

Describe the adequacy of both outpatients and inpatients in the teaching hospital during the last five years vis-à-vis the number of students trained and programmes offered.

# **Description of adequacy of outpatient and inpatient statistics as per the norms of the Regulatory Bodies**

# CONTENTS

<b>Sl. No</b>	<b>Particular</b>	<b>Page No.</b>
1	Yenepoya Dental College (Outpatient)	3-4
2	Yenepoya Medical College and Hospital (Outpatient and Inpatient )	5-15
3	Yenepoya Ayurveda Medical College and Hospital (Outpatient and Inpatient )	16-17
4	Yenepoya Homoeopathic Medical College and Hospital (Outpatient and Inpatient )	18-22
5	Yenepoya Naturopathy and Yogic Science College and Hospital (Outpatient)	23-24



**YENEPOYA**

(DEEMED TO BE UNIVERSITY)

Recognized under Sec 3(A) of the UGC Act 1956


Accredited by NAAC with 'A' Grade


# **Yenepoya Dental College**

## OUTPATIENT ADEQUACY FOR THE LAST FIVE YEARS

Intake of 100 UG admissions: Minimum requirement (both UG & PG together) As per the Gazette of India, DCI notification 2017 (Page no. 37-40)															
Department	Year														
	2016(July)-2017(June)			2017(July)-2018(June)			2018(July)-2019(June)			2019(July)-2020(June)			2020(July)- 2021(June)		
	New OP	Review OP	Avg/day	New OP	Review OP	Avg/day	New OP	Review OP	Avg/day	New OP	Review OP	Avg/day	New OP	Review OP	Avg/day
Oral Medicine and Radiology	63,113	405	578	68,658	438	658	68,397	448	653	41,325	475	487	10119	*84	*34
Minimum requirement 180/day															
Oral Surgery	14,392	23,887	124	14,040	26,284	133	14,689	23,110	124	8,329	20,364	*94	2893	2493	*18
Minimum requirement 100/day															
Conservative Dentistry	13,860	50,084	208	13,815	48,868	205	14,175	46,242	200	11,995	29,048	170	5396	12223	*59
Minimum requirement 130/day															
Pediatric and Preventive Dentistry	17,968	13350	102	17,066	12,650	97	15,962	12,749	95	10,905	7,752	77	1126	2111	*11
Minimum requirement 60/day															
Orthodontics	12,010	23,450	115	9,623	27,245	120	9,235	25,090	113	6,138	18,336	101	1043	6,040	*24
Minimum requirement 70/day															
Periodontology	14,257	18,202	106	13,195	18,601	104	13,671	17,320	103	9,225	12,115	*89	3935	4,839	*30
Minimum requirement 100/day															
Public Health Dentistry	17,452	24,979	138	17,852	24,520	138	20,468	24,297	148	16,778	18,480	146	4988	4143	*31
Minimum requirement 50/day															
Prosthodontics	8,267	17,845	85	9,161	16,575	84	7,027	17,871	82	4,104	13,043	*71	2,651	5,885	*29
Minimum requirement 80/day															
<b>Total</b>	<b>1,61,319</b>	<b>1,72,202</b>		<b>1,63,410</b>	<b>1,75,181</b>		<b>1,63,624</b>	<b>1,67,127</b>		<b>1,08,799</b>	<b>1,19,613</b>		<b>32,151</b>	<b>37,818</b>	

\*Note: Average patient per day during the period July 2019 – June 2020 and July 2020 – June 2021 was reduced due to Covid -19 pandemic.

  
**Dr. Gangadhara Somayaji K.S.**  
 Registrar  
 Yenepoya (Deemed to be University)  
 University Road, Deralakatte  
 Mangalore - 575 019, Karnataka

  
**DEAN / PRINCIPAL**  
**Yenepoya Dental College**  
 Yenepoya Deemed to be University  
 University Road, Deralakatte  
 Mangalore - 575 019, Karnataka



**YENEPOYA**

(DEEMED TO BE UNIVERSITY)

Recognized under Sec 3(A) of the UGC Act 1956

Accredited by NAAC with 'A' Grade

# **Yenepoya Medical College and Hospital**

YENEPOYA MEDICAL COLLEGE HOSPITAL

**OUT PATIENT STATISTICS**

July 2016 to June 2017

DAYS	Jul-16	Aug-16	Sep-16	Oct-16	Nov-16	Dec-16	Jan-17	Feb-17	Mar-17	Apr-17	May-17	Jun-17
1	1446	2009	2055	2151	1432	2144	220	2191	2222	2135	2252	2154
2	1891	1948	1402	73	2049	1550	2110	2109	2108	138	2119	1579
3	150	1962	1944	2149	2205	2113	2144	1557	1551	2233	2117	2130
4	2029	1910	223	2110	1527	143	2155	2145	1991	2109	2158	133
5	1917	1556	1427	2126	2007	2058	2148	158	225	2103	1563	2190
6	182	1978	1939	2042	161	2133	1645	2230	2286	2098	2110	2112
7	1997	152	1980	1527	2119	2098	1994	2112	2064	1520	150	2158
8	1523	2059	1998	2034	2130	2117	161	2157	2101	2155	2110	2167
9	2016	1969	1499	146	2158	1669	2126	2149	2206	164	2203	1477
10	149	1989	1906	2026	2059	2157	2139	1625	1505	2126	2133	2157
11	1999	2050	142	2096	1496	135	2153	2145	2088	2137	2133	130
12	1961	1539	215	2019	2056	2042	2152	71	186	2171	1600	2090
13	1990	1935	1912	2182	67	2090	1641	2264	2322	2145	2105	2148
14	1937	51	2010	1548	2058	2105	2102	2116	2174	1608	222	2068
15	1544	1486	2027	2018	2043	2179	167	2096	2229	2117	2172	2115
16	1924	2017	1521	164	2086	1572	2168	2164	2116	177	2122	1508
17	313	1990	2014	2062	1942	2125	2136	1556	1559	2225	2118	2121
18	1987	2007	169	2082	1539	168	2128	2132	2121	2205	2053	152
19	1965	1498	2054	2185	2038	2177	2133	114	138	2189	1545	2222
20	1949	1899	2016	2157	155	2183	1536	2153	2116	2217	2178	2105
21	1941	132	2093	1619	2128	2133	2136	2105	2117	1581	105	2133
22	1474	1974	2064	2037	2135	2110	174	2108	2172	2111	1191	2095
23	1963	1945	1538	188	2085	1548	2185	2120	2108	129	2159	1527
24	230	1980	2147	2136	2173	2106	2160	1633	1582	2133	2112	2151
25	1964	2019	145	2122	1497	163	2148	2086	2165	2216	2140	127
26	1974	1515	2095	2166	2056	2210	1490	137	151	2106	1531	1545
27	1915	1945	2100	2175	159	2118	1572	2134	2102	2107	2184	2152
28	1955	321	2098	1518	2141	2147	2098	2124	2152	1531	168	2083
29	1492	1974	2116	2054	2115	1984	148		2143	2071	2157	2122
30	1985	2006	1545	152	2148	1619	2163		2131	143	2129	1560
31	144	1996		2116		2004	2140		1549		2069	
TOTAL	47906	51811	48394	53180	51964	55100	53572	49691	55680	52100	55108	52411

ATTESTED

Dr.Gangadhara Somayaji K.S.  
Registrar  
Yenepoya(Deemed to be University)  
University Road, Deralakatte

\* Requirement is 1200/day for 150 admissions

MEDICAL SUPERINTENDENT  
YENEPOYA MEDICAL COLLEGE HOSPITAL  
MANGALORE-575 018

YENEPOYA MEDICAL COLLEGE HOSPITAL

OUT PATIENT STATISTICS

July 2017 to June 2018

DAYS	Jul-17	Aug-17	Sep-17	Oct-17	Nov-17	Dec-17	Jan-18	Feb-18	Mar-18	Apr-18	May-18	Jun-18
1	2135	2202	175	153	2335	1661	2219	2181	2311	152	2137	1859
2	219	2283	2150	1830	2258	2108	2142	1763	1781	2167	2307	2201
3	2130	2105	239	2256	163	165	2223	2206	2170	2355	2202	237
4	2045	1649	2179	2226	2270	2211	2234	143	146	2329	1847	2256
5	2146	2129	2135	2198	145	2265	1652	2297	2353	2278	2309	2142
6	2181	172	2211	1583	2262	2295	2158	2208	2173	1859	176	2350
7	1646	2166	2242	2115	2298	2352	235	2379	2370	2228	2128	2197
8	2096	2178	1530	244	2248	1718	2295	2169	2303	154	2339	1847
9	183	2181	2129	2184	2089	2209	2161	1783	1750	2464	2435	2190
10	2117	2095	174	2122	1717	190	2169	2233	2246	2266	2154	178
11	2195	1513	2199	2106	2286	2261	2184	139	186	2235	1911	2242
12	2136	2113	2102	2177	151	2282	1780	2216	2301	2233	1765	2164
13	2117	156	2113	1622	456	2326	2196	2215	2239	1864	158	2163
14	1590	2151	2126	2197	2245	2185	162	2180	2228	2264	2272	2200
15	2202	1556	1553	175	2206	1770	2314	2204	2175	150	2170	1701
16	190	2146	2099	2131	231	2357	2214	1768	1804	2275	2230	2109
17	2192	2168	147	2074	1647	242	2319	2249	2156	2164	2174	243
18	2186	1489	2170	2078	2256	2354	2346	145	232	2257	1789	2284
19	2191	2029	2237	2111	234	2282	1723	2335	2151	2201	2187	2206
20	2117	212	2152	1559	2324	2279	2110	2235	2189	1854	132	2202
21	1616	2129	2087	2140	2245	2298	179	2165	2173	2197	2229	2241
22	2137	2206	1623	138	2156	1900	2242	2181	2242	171	2226	1874
23	126	2106	2170	2126	2321	2179	2258	1640	1851	2253	2364	2220
24	2140	2061	154	2279	1718	139	2360	2162	2252	2215	2157	159
25	2196	1404	2167	2389	2214	2278	2286	137	138	2345	1872	2436
26	2146	1997	2121	2238	126	2189	1800	2268	2260	2353	2157	2135
27	2197	150	2152	1736	2355	2211	2316	2126	2297	1808	146	2223
28	1623	2153	2206	2266	2233	2100	142	2323	2194	2329	2235	2324
29	2083	2140	1521	173	2266	1758	2364		2138	153	2320	1911
30	165	2172	1947	2335	2245	2193	2207		1807	2239	2177	2206
31	2336	2149		2281		143	2204		2371		2185	
TOTAL	54779	55360	52210	55242	51700	56900	59194	52050	58987	55812	58890	56700

ATTESTED

*M.S.K.*

Dr.Gangadhara Somayaji K.S.  
Registrar  
Yenepoya(Deemed to be University)  
University Road, Deralakatte

\*Requirement is 1200/day for 150 admissions

MEDICAL SUPERINTENDENT  
YENEPOYA MEDICAL COLLEGE HOSPITAL  
MANGALORE-575 018

YENEPOYA MEDICAL COLLEGE HOSPITAL

OUT PATIENT STATISTICS

July 2018 to June 2019

DAYS	Jul-18	Aug-18	Sep-18	Oct-18	Nov-18	Dec-18	Jan-19	Feb-19	Mar-19	Apr-19	May-19	Jun-19
1	133	2245	2199	2342	2210	2291	2189	1889	1902	2411	2352	2302
2	2259	2223	135	1906	1848	153	2254	2177	2279	2316	2483	129
3	2170	1882	2282	2363	2172	2442	2136	188	254	2300	1855	2269
4	2216	2388	2180	2207	143	2272	1846	2218	2327	2222	2312	2143
5	2365	145	2134	2189	2254	2339	2333	2175	2308	1865	174	1822
6	1919	2209	2238	2173	2201	2306	143	2212	2333	2289	2312	2260
7	2388	2164	1901	151	2161	1848	2291	2197	2320	276	2256	1962
8	164	2284	2215	2279	2232	2260	2195	1733	2200	2369	2316	2357
9	2271	2443	172	2147	1863	162	2179	2350	2283	2332	2205	259
10	2167	1981	1867	2250	2127	2430	2194	173	142	2305	1845	2469
11	2183	2396	2185	2199	146	2168	1927	2383	2366	2290	2267	2184
12	2387	154	2299	1798	2289	2351	2248	2191	2262	1904	145	2359
13	1856	2285	2404	2428	2134	2291	166	2229	2329	2300	2412	2281
14	2202	2132	1909	157	2248	1891	2217	2361	2294	161	2244	1861
15	129	2102	2205	2267	2378	2164	2291	1936	1882	2298	2301	2261
16	2236	2179	155	2230	1686	151	2205	2177	2296	2297	2218	161
17	2158	1792	2465	2281	2158	2263	2227	142	171	2350	1849	230
18	2283	2246	2396	2135	163	2180	1898	2279	2390	249	2233	2237
19	2204	251	2313	1809	2229	2265	2262	2259	2347	1887	163	2278
20	1769	2209	2191	2200	1826	2205	209	2334	2324	2358	2332	2261
21	2413	2133	1820	250	2217	1871	2320	2241	2319	152	2257	1721
22	149	1448	2205	2355	2182	2236	2198	1868	1878	2420	2250	2244
23	1891	2194	154	2190	1742	148	2198	2315	2312	2318	2184	153
24	2114	1986	2271	2360	2160	2266	2141	152	157	2238	1847	2290
25	2273	2235	2338	2169	145	2115	1868	2395	2378	2288	2261	2309
26	2220	163	2200	1941	2333	2375	1781	2312	2269	1833	147	2322
27	1828	2344	2178	2171	2184	2263	163	2362	2309	2329	2276	2129
28	2136	2247	1902	152	2259	1839	2243	2296	2267	182	2228	1801
29	148	2190	2386	2355	2214	2204	2164		1894	2652	2235	2257
30	2352	2244	173	2229	1847	139	2235		2362	2345	2188	177
31	2356	1846		2375		2286	2278		172		1897	
TOTAL	57339	58740	55472	60058	55751	58174	58999	53544	59326	57536	60044	53488

Dr. Gangadhar Somayaji N.S.  
Registrar  
Yenepoya (Deemed to be University)  
University Road, Deralakatte  
Mangalore

\*Requirement is 1200/day for 150 admissions  
Page 8 of 24

M.S.J.  
MEDICAL SUPERINTENDENT,  
YENEPOYA MEDICAL COLLEGE HOSP  
MANGALORE-575 018



YENEPOYA MEDICAL COLLEGE HOSPITAL

**OUT PATIENT STATISTICS**

July 2019 to June 2020

DAYS	Jul-19	Aug-19	Sep-19	Oct-19	Nov-19	Dec-19	Jan-20	Feb-20	Mar-20	Apr-20	May-20	Jun-20
1	2270	2423	131	2699	1884	242	2349	2557	173	198	619	606
2	2268	1871	2462	1816	2719	2657	2517	163	2713	203	642	666
3	2281	2585	2491	2615	106	2570	2428	2424	2522	190	131	680
4	2273	136	2442	1859	2599	2588	2620	2509	2727	179	605	670
5	1800	2512	2362	2617	2541	2395	157	2707	2603	144	603	578
6	2320	2458	1855	119	2630	1942	2659	2817	2611	239	610	683
7	158	2471	2525	2708	2657	2574	2652	2609	2693	213	634	119
8	2320	2371	125	2621	1870	164	2600	1657	176	192	574	657
9	2138	1890	2701	2673	2710	2623	2627	196	2776	188	594	635
10	2309	2388	2601	2548	214	2529	2482	2738	2723	194	144	652
11	2260	180	2619	1959	2783	2618	2351	2472	2588	208	629	649
12	1844	1804	2600	2661	2674	2508	163	2502	2452	156	604	584
13	2198	2391	1934	151	2756	1837	2740	2510	2689	144	469	625
14	171	2388	2505	2790	2697	2564	2616	2446	2583	107	578	152
15	2323	225	247	2617	2340	82	2720	2612	150	140	489	695
16	2237	2323	2735	2675	2686	2558	2716	181	2551	181	513	636
17	2213	2361	2490	2460	184	2437	2504	2649	2482	120	141	633
18	2286	183	2626	1828	2747	2615	2606	2565	2678	150	575	673
19	1869	2530	2667	2649	2621	2558	180	2795	2585	49	555	604
20	2434	2535	1911	153	2530	187	2913	2650	2472	293	577	624
21	111	2399	2522	2535	2553	188	2827	2663	2244	265	716	146
22	2575	2416	118	2585	1871	72	2837	2690	151	603	545	737
23	2424	1990	2714	2701	2670	2792	2755	161	521	617	541	681
24	2414	2425	2521	2575	132	3283	2746	2643	155	578	32	706
25	2425	176	2610	1856	2533	3101	2607	2711	159	581	454	677
26	1899	2497	2641	2683	2460	3113	149	2752	176	52	663	681
27	2474	2435	1949	83	2416	2008	2864	2415	151	501	693	637
28	168	2434	2619	2660	2450	2557	2697	2472	150	636	671	139
29	2470	2473	176	2492	2267	162	2941	2727	148	655	644	643
30	2496	1839	2663	2660	2556	2608	2776		165	598	629	820
31	2508	2460		2625		2595	2451		169		36	
TOTAL	61936	61569	62562	67673	65856	62727	72250	64993	49136	8574	15910	17688

Dr.Gangadhara Somayaji K.S.  
Registrar  
Yenepoya(Deemed to be University)  
University Road, Deralakatto

\*Requirements is 1200/day for 150 admissions  
Page 9 of 24


MEDICAL SUPERINTENDENT  
YENEPOYA MEDICAL COLLEGE HO:  
MANGALORE-575 012

**YENEPOYA MEDICAL COLLEGE HOSPITAL**

**OUT PATIENT STATISTICS**

July 2020 to June 2021

DAYS	Jul-20	Aug-20	Sep-20	Oct-20	Nov-20	Dec-20	Jan-21	Feb-21	Mar-21	Apr-21	May-21	Jun-21
1	836	723	699	787	97	1310	2665	2679	2612	1677	195	602
2	693	126	868	129	893	1353	2664	2598	2599	1894	127	619
3	818	768	776	814	821	1227	137	2556	2609	1716	1657	617
4	768	797	744	109	736	1273	2756	2478	2592	142	1564	591
5	161	738	725	898	1315	1254	2660	2573	2542	1793	695	642
6	822	705	71	790	1217	121	2693	2547	2522	1704	592	146
7	739	715	826	771	1315	1325	2660	141	141	1807	557	699
8	764	654	745	747	137	1283	2631	2642	1986	2032	167	626
9	774	77	786	718	1359	1276	2687	2581	1752	1638	113	655
10	693	677	801	787	1246	1325	206	2560	1798	1779	891	637
11	708	806	995	71	1299	1418	2760	2547	1725	148	530	660
12	95	711	876	857	1251	1306	2628	2657	1736	1737	547	637
13	745	727	54	865	1290	94	2645	2552	1739	1639	99	140
14	733	766	817	773	1219	1309	2651	197	144	1680	527	626
15	799	89	793	962	112	1252	2640	2678	1836	1670	516	589
16	498	71	844	808	1277	1269	2716	2587	1750	1767	137	645
17	553	745	801	799	1223	1340	149	2598	1748	1763	705	639
18	547	783	757	128	1318	1229	2596	2603	1750	150	600	581
19	97	710	788	931	1283	1318	2551	2562	1689	1735	595	728
20	537	703	101	846	1246	135	2510	2801	1741	1640	623	136
21	455	687	982	901	1252	1403	2575	148	142	1747	615	676
22	546	685	814	823	199	1288	2526	2673	1886	1712	611	647
23	560	136	904	856	1491	1354	2535	2677	1712	1753	139	760
24	524	783	856	969	1300	1299	175	2599	1740	1647	648	676
25	526	714	822	82	1402	1348	2806	2564	1765	217	598	564
26	86	813	911	848	1343	1330	348	2491	1725	1721	611	686
27	561	903	106	820	1332	134	2706	2557	1668	1669	810	149
28	743	780	843	818	1319	2638	2555	134	140	1601	607	724
29	682	848	845	804	143	2667	2580		1706	1669	591	647
30	749	69	800	778	1338	2881	2598		1723	1670	136	712
31	112	715		806		2687	144		1721		652	
<b>TOTAL</b>	<b>17924</b>	<b>19224</b>	<b>21750</b>	<b>22095</b>	<b>31773</b>	<b>41446</b>	<b>67153</b>	<b>62980</b>	<b>52939</b>	<b>45517</b>	<b>17455</b>	<b>17456</b>

  
**Dr. Prakash R.M. Saldanh**  
 Medical Superintendent  
 Yenepoya Medical College Hospital

## YENEPOYA MEDICAL COLLEGE HOSPITAL

### BED OCCUPANCY REPORT FROM JULY 2016 TO JUNE 2017

DAYS	Jul-16	Aug-16	Sep-16	Oct-16	Nov-16	Dec-16	Jan-17	Feb-17	Mar-17	Apr-17	May-17	Jun-17
1	622	837	827	768	745	746	645	850	823	711	844	788
2	590	833	793	800	787	735	687	851	842	734	852	768
3	597	851	728	842	815	732	700	826	785	801	846	716
4	572	844	797	834	767	698	692	803	740	845	821	740
5	561	795	834	817	732	749	729	810	756	819	806	786
6	571	786	790	826	750	748	729	881	774	843	744	802
7	606	764	785	819	821	778	700	849	766	803	769	799
8	647	799	723	744	862	772	716	847	741	741	788	790
9	626	798	688	755	839	745	785	849	757	782	828	755
10	655	809	611	764	821	695	807	818	759	870	854	742
11	728	762	600	756	774	690	821	779	729	869	867	761
12	765	726	657	789	746	681	811	807	781	855	828	748
13	803	672	643	773	750	688	768	852	819	856	823	770
14	806	684	707	796	767	666	734	801	846	827	843	748
15	825	737	749	750	760	690	762	828	843	794	918	765
16	772	748	774	791	780	669	808	796	853	815	912	737
17	785	767	687	831	767	629	808	782	833	872	899	698
18	869	780	726	821	755	656	773	746	820	908	919	758
19	852	781	821	856	727	699	822	759	836	896	885	764
20	854	710	841	862	779	708	799	806	849	912	823	740
21	818	810	874	831	828	697	747	781	855	880	840	753
22	809	780	898	779	819	701	774	793	855	820	801	736
23	736	780	847	797	819	666	831	788	833	857	811	690
24	744	804	801	839	807	610	846	768	842	889	889	606
25	763	808	829	864	755	635	825	739	782	909	844	713
26	775	752	896	867	735	688	862	753	813	865	805	751
27	768	724	898	851	747	681	835	779	804	875	763	685
28	767	745	882	830	759	661	801	789	775	876	796	791
29	770	803	862	735	765	645	824		758	793	829	826
30	732	819	830	752	767	632	840		767	819	804	815
31	762	860		720		605	877		738		822	
<b>TOTAL</b>	<b>22550</b>	<b>24168</b>	<b>23398</b>	<b>24859</b>	<b>23345</b>	<b>21395</b>	<b>24158</b>	<b>22530</b>	<b>24774</b>	<b>25136</b>	<b>25873</b>	<b>22541</b>

Dr. Gangadhara Somayaji K.S.  
 Registrar  
 Yenepoya (Deemed to be University)  
 University Road, Doralakatta  
 Mangalore - 575 018, Karnataka

\*Recommended minimum bed occupancy is 80% against teaching beds available (910)

MEDICAL SUPERINTENDENT  
 YENEPOYA MEDICAL COLLEGE HOSPITAL  
 MANGALORE-575 018

M.S.J.

**YENEPOYA MEDICAL COLLEGE HOSPITAL**

**BED OCCUPANCY REPORT FROM JULY 2017 TO JUNE 2018**

DAYS	Jul-17	Aug-17	Sep-17	Oct-17	Nov-17	Dec-17	Jan-18	Feb-18	Mar-18	Apr-18	May-18	Jun-18
1	811	858	757	742	799	649	693	807	748	823	857	776
2	821	836	715	805	794	633	722	768	714	829	832	723
3	902	835	742	787	742	670	699	710	695	836	847	753
4	909	836	789	831	697	700	709	739	714	823	833	796
5	911	833	795	860	732	712	695	770	755	835	817	776
6	905	867	852	792	781	731	646	777	772	823	843	753
7	921	896	874	751	768	712	657	796	773	797	911	772
8	853	869	850	766	795	687	718	776	781	843	846	743
9	893	861	843	829	810	664	741	752	776	917	846	678
10	947	852	861	859	768	661	743	730	711	856	823	699
11	951	805	872	888	716	745	787	747	746	878	798	693
12	959	763	903	859	751	708	728	828	766	867	803	644
13	945	785	877	844	683	747	676	728	755	839	846	616
14	965	769	882	843	705	767	694	781	783	802	889	569
15	877	287	863	828	706	744	719	719	747	822	914	581
16	927	830	825	844	634	701	729	734	754	850	911	598
17	920	851	849	836	595	736	757	724	698	840	888	645
18	923	821	850	727	560	782	786	735	706	835	883	750
19	899	842	862	728	586	734	750	778	716	860	842	805
20	882	861	816	731	617	791	710	812	738	835	885	849
21	855	868	843	628	653	803	734	801	775	773	936	849
22	845	864	837	697	664	787	777	752	807	802	924	875
23	856	843	791	725	696	708	799	684	760	853	900	826
24	868	848	805	774	664	752	750	665	718	870	896	857
25	872	856	826	812	640	703	748	673	752	863	861	913
26	860	784	852	835	637	694	758	720	799	902	822	944
27	831	832	788	814	708	723	718	700	779	901	868	940
28	811	795	772	777	709	728	763	706	826	779	904	960
29	756	777	729	807	701	709	808		838	799	874	897
30	790	728	727	833	714	665	843		831	804	822	853
31	833	676		827		688	831		791		813	
TOTAL	27298	25028	24647	24679	21025	22234	22888	20912	23524	25156	26734	23133

Dr. Gangadhara Somayaji K.S.  
Registrar  
Yenepoya Deemed to be University  
University Road, Deralakatte

\*Recommended minimum bed occupancy is 80% against teaching beds available (910)

**YENPOYA MEDICAL COLLEGE HOSPITAL**

**BED OCCUPANCY REPORT FROM JULY 2018 TO JUNE 2019**

DAYS	Jul-18	Aug-18	Sep-18	Oct-18	Nov-18	Dec-18	Jan-19	Feb-19	Mar-19	Apr-19	May-19	Jun-19
1	863	947	763	851	815	787	747	836	852	831	960	696
2	908	963	809	887	787	811	783	774	801	822	940	723
3	925	913	845	866	791	803	808	807	840	814	927	688
4	937	872	852	891	784	792	808	834	893	812	862	698
5	938	916	835	852	746	780	785	839	920	811	930	672
6	887	933	868	772	745	770	801	819	883	721	874	708
7	819	928	843	812	703	758	796	863	878	782	835	763
8	841	923	773	865	701	706	842	805	849	835	824	743
9	848	906	835	811	666	745	829	774	820	835	828	793
10	863	857	827	818	682	776	827	799	882	856	822	887
11	843	811	891	833	683	797	807	808	885	869	804	881
12	833	820	822	781	735	818	772	798	920	846	845	925
13	820	818	816	783	786	822	797	815	899	787	838	976
14	777	779	791	791	792	823	842	806	882	817	863	937
15	799	799	803	845	817	720	852	767	865	826	841	859
16	844	755	824	835	788	757	846	736	815	797	842	925
17	814	769	842	849	739	786	851	774	832	778	830	842
18	835	679	834	790	798	815	800	787	883	854	783	866
19	866	700	856	798	811	793	788	804	810	799	819	893
20	847	667	802	699	804	776	820	817	760	757	841	924
21	780	600	780	763	825	759	845	822	773	819	845	901
22	808	602	763	807	840	729	844	818	758	830	787	851
23	848	637	800	872	827	770	779	758	729	855	812	917
24	900	648	845	858	766	742	780	780	768	867	793	948
25	892	648	820	834	878	728	741	840	810	864	735	959
26	908	658	841	858	885	741	766	838	830	884	763	947
27	891	759	837	834	870	760	783	868	779	910	764	938
28	834	793	826	881	908	745	841	870	801	967	774	897
29	890	791	765	771	856	702	843	798	982	738	866	
30	931	775	840	853	849	723	853	768	956	760	902	
31	934	802		876		729	828	788		723		
TOTAL	26723	24468	24648	25636	23677	23763	25104	22656	25771	25183	25602	25525

Df. Sangaathara Somayaji K.S.  
Registrar  
Yenepoya (Deemed to be University)  
Mangalore, Karnataka

\*Recommended minimum bed occupancy is 80% against teaching beds available (910)

MEDICAL SUPERINTENDENT  
YENPOYA MEDICAL COLLEGE HOSPITAL

**YENEPOYA MEDICAL COLLEGE HOSPITAL**

**BED OCCUPANCY REPORT FROM JULY 2019 TO JUNE 2020**

DAYS	Jul-19	Aug-19	Sep-19	Oct-19	Nov-19	Dec-19	Jan-20	Feb-20	Mar-20	Apr-20	May-20	Jun-20
1	928	948	824	910	824	751	721	758	774	366	268	337
2	911	942	837	965	771	775	708	804	803	298	268	343
3	890	860	846	951	823	794	754	835	807	269	286	352
4	879	912	875	959	861	802	719	850	787	244	278	384
5	818	887	930	874	867	789	732	875	782	253	326	366
6	772	861	881	905	861	783	754	827	757	232	285	358
7	808	830	845	895	867	750	782	802	689	244	340	376
8	888	815	899	891	829	773	788	769	713	230	381	418
9	893	761	899	904	781	764	774	788	751	243	284	410
10	888	652	919	894	802	735	750	787	751	219	310	418
11	914	690	965	921	803	750	702	793	767	212	310	450
12	922	706	922	875	841	773	738	789	776	219	292	456
13	878	674	914	916	834	756	773	774	749	219	289	462
14	925	714	862	857	809	714	797	762	699	262	317	482
15	928	733	902	997	790	744	764	700	877	232	304	466
16	911	701	951	914	724	775	759	752	735	254	293	486
17	933	710	967	914	744	778	782	772	691	260	330	476
18	954	733	962	924	814	791	751	776	703	273	329	504
19	946	780	946	848	807	804	788	751	641	307	333	480
20	861	811	923	919	849	825	831	756	600	294	302	467
21	915	831	864	929	835	827	849	735	500	293	327	487
22	919	855	900	920	808	852	839	693	534	281	267	505
23	923	896	964	910	774	793	865	726	470	304	266	493
24	984	824	912	908	813	775	809	746	544	314	282	520
25	953	894	996	874	846	741	768	799	535	292	286	550
26	957	893	985	782	843	711	806	780	374	338	293	537
27	903	891	946	806	789	726	852	775	393	311	302	529
28	967	904	881	794	806	714	853	773	381	324	331	553
29	919	892	934	778	781	742	843	720	417	279	338	507
30	917	861	928	777	719	758	835		401	300	296	503
31	906	790		792		759	826		377		333	
Total	28110	25251	27379	27503	24315	23824	24312	22467	19778	8166	9446	13675

Dr. Gargadhara Somayaji K.S.  
Registrar  
Yenepoya (Deemed to be University)  
University Road, Deralakatta

\*Recommended minimum bed occupancy is 80% against teaching beds available (910)

MEDICAL SUPERINTENDENT  
YENEPOYA MEDICAL COLLEGE HOSPITAL  
MANGALORE-575 018

**YENEPOYA MEDICAL COLLEGE HOSPITAL**

**BED OCCUPANCY REPORT FROM JULY 2020 TO JUNE 2021**

DAYS	Jul-20	Aug-20	Sep-20	Oct-20	Nov-20	Dec-20	Jan-21	Feb-21	Mar-21	Apr-21	May-21	Jun-21
1	511	490	662	663	597	668	677	782	751	777	613	510
2	534	515	662	689	617	680	640	780	777	739	656	518
3	574	526	672	701	641	669	669	805	720	708	682	494
4	552	514	696	706	660	653	692	810	762	722	639	446
5	593	481	659	741	672	643	718	769	768	745	638	454
6	558	488	692	699	678	659	727	736	729	745	615	475
7	536	519	707	712	662	660	748	753	755	743	552	482
8	519	494	717	719	670	663	740	794	810	731	555	515
9	512	521	683	710	673	665	715	821	824	704	574	483
10	488	538	683	677	679	656	734	776	837	647	525	495
11	467	545	689	699	676	677	768	789	821	655	604	493
12	506	525	668	700	660	651	728	777	857	666	516	476
13	503	521	686	716	624	673	730	745	802	648	513	516
14	492	524	700	728	594	676	735	765	840	636	542	526
15	500	553	695	716	602	661	726	799	877	650	492	523
16	542	573	676	704	602	674	705	842	875	662	482	510
17	552	588	688	678	599	680	758	791	856	635	484	512
18	538	600	668	684	599	675	781	821	858	668	495	518
19	568	594	658	716	594	628	807	820	834	683	429	510
20	573	614	687	705	601	648	752	779	761	705	427	516
21	550	598	702	719	572	648	784	827	805	643	405	533
22	555	618	691	707	597	672	777	814	790	675	385	543
23	501	624	677	703	622	674	717	834	844	660	397	551
24	454	612	672	660	637	688	757	746	844	654	409	532
25	426	640	686	690	658	686	759	782	811	674	447	550
26	471	601	671	695	639	679	804	723	795	657	452	510
27	469	626	701	686	651	700	793	741	773	617	459	544
28	461	613	697	661	636	716	833	730	782	628	472	548
29	458	602	690	637	658	751	761		763	625	447	565
30	461	643	702	648	680	659	701		762	616	450	560
31	493	658	618			675	730		794		449	
Total	15917	17558	20537	21487	19050	20807	22966	21951	24877	20318	15805	15408

Dr. Gangadharan Somayaji K.S.  
 Registrar  
 Yenepoya (Deemed to be University)  
 University Road, Deralakatte  
 Bengaluru - 560022

\*Recommended minimum bed occupancy is 80% against teaching beds available (910)

*(Signature)*  
 Dr. Prakash R.M. Saldania  
 Medical Superintendent  
 Yenepoya Medical College Hospital



**YENEPOYA**

(DEEMED TO BE UNIVERSITY)

Recognized under Sec 3(A) of the UGC Act 1956

Accredited by NAAC with 'A' Grade

# **Yenepoya Ayurveda Medical College and Hospital**



Ref. No. :

Date :

**YENEPLOYA AYURVEDA MEDICAL COLLEGE & HOSPITAL, OPD/IPD ADEQUACY**

Central Council of Indian Medicine (CCIM) Requirements: OP Adequacy – 200 patients/day, IP Adequacy 40% bed occupancy As per the Gazette of India, Part III – Section 4, published on Monday, November, 2016								
Year	July 2017 to June 2018		July 2018 to June 2019		July 2019 to June 2020		July 2020 to June 2021	
	OP	IP	OP	IP	OP	IP	OP	IP
	66625	1240	60646	1090	50379	921	36410	794
<b>Average</b>	222/day	49.95% Bed occupancy	202/day	43.87% Bed occupancy	168/day	32.44% Bed occupancy	121/day	22.13% Bed occupancy

\*Hospital was non functional from the last week of March 2020 until 3rd week of April 2020 due to Covid Pandemic .

Total bed availability for 100 admissions is 100 Beds



Principal Superintendent  
Yenepoya Ayurveda Medical College & Hospital

ATTESTED



Dr.Gangadhara Somayaji K.S.  
Registrar  
Yenepoya(Deemed to be University)  
University Road, Deralakatte  
Mangalore- 575 018, Karnataka



**YENEPOYA**

(DEEMED TO BE UNIVERSITY)

Recognized under Sec 3(A) of the UGC Act 1956

Accredited by NAAC with 'A' Grade

# **Yenepoya Homoeopathic Medical College and Hospital**



YENEPOYA  
(DEEMED TO BE UNIVERSITY)


# YENEPOYA HOMOEOPATHIC MEDICAL COLLEGE & HOSPITAL

(A constituent College of Yenepoya (Deemed to be university) Mangalore - 575018  
Recognised by Central Council of Homoeopathy, New Delhi, Ministry of AYUSH  
Government of India


## OPD adequacy

Central Council of Homoeopathy (CCH) requirements OP adequacy- 200 patients / day As per The Gazette of India Part III- Section IV, published on April 30, 2019				
Year	2018	2019	2020	2021
	OP	OP	OP	OP
	74552	69581	46007	24431
Average	248/ day	231/ day	153/day	163/Day

\*Hospital was nonfunctional due to COVID pandemic for a period of 4 weeks.

  
Dean / Principal  
Yenepoya Homoeopathic  
Medical College & Hospital  
Karnataka - 575 018

ATTESTED

  
Dr.Gangadhara Somayaji K.S.  
Registrar  
Yenepoya(Deemed to be University)  
University Road, Deralkatte  
Mangalore- 575 018, Karnataka



YENEPOYA  
(DEEMED TO BE UNIVERSITY)

# YENEPOYA HOMOEOPATHIC MEDICAL COLLEGE & HOSPITAL

(A constituent College of Yenepoya (Deemed to be university) Mangalore - 575018

Recognised by Central Council of Homoeopathy, New Delhi, Ministry of AYUSH

Government of India

## IPD BED OCCUPANCY REPORT FROM JANUARY 2019 TO DECEMBER 2019

DAYS	JAN	FEB	MAR	APRIL	MAY	JUNE	JULY	AUG	SEP	OCT	NOV	DEC
1	12	8	0	9	3	0	0	0	0	5	5	0
2	8	8	10	8	6	19	22	0	5	8	0	6
3	10	0	9	10	8	26	4	10	8	4	0	3
4	7	8	6	11	16	0	5	6	13	10	4	8
5	5	4	8	5	0	0	8	2	15	5	14	12
6	0	12	8	0	3	8	8	9	5	5	16	7
7	13	9	8	12	9	22	7	10	7	6	8	7
8	10	7	13	10	6	9	3	7	3	38	3	15
9	5	7	8	5	14	24	9	7	4	18	4	7
10	8	0	12	8	17	28	4	23	10	4	12	18
11	14	10	10	14	12	12	10	12	10	10	24	5
12	8	14	0	8	0	14	4	0	14	9	4	7
13	0	8	0	0	9	10	4	9	4	9	6	7
14	7	7	8	7	2	11	8	17	9	9	15	6
15	8	5	5	3	8	4	4	0	8	8	3	12
16	11	11	9	16	8	15	0	8	0	0	7	12
17	13	0	0	7	8	6	3	8	17	4	11	6
18	11	12	8	10	7	11	10	5	15	12	14	4
19	16	10	8	13	4	6	3	5	6	6	10	20
20	0	16	26	0	21	6	11	14	4	5	12	7
21	10	22	0	10	5	15	10	29	7	0	15	7
22	13	25	15	13	10	21	13	17	14	18	7	8
23	6	25	18	6	8	24	7	10	0	0	0	5
24	12	0	8	11	17	26	12	23	13	0	7	14
25	16	32	0	16	10	4	13	11	11	0	7	0
26	14	10	9	13	8	9	0	23	12	0	0	10
27	0	2	8	0	7	16	3	10	0	0	7	26
28	7	7	11	6	13	16	5	14	78	5	5	10
29	15	0	12	13	14	8	15	15	8	9	9	9
30	7	0	8	13	15	8	5	3	9	3	7	12
31	15	0	5	0	0	0	0	0	0	2	0	0
<b>TOTAL</b>	<b>281</b>	<b>279</b>	<b>250</b>	<b>257</b>	<b>268</b>	<b>378</b>	<b>210</b>	<b>307</b>	<b>309</b>	<b>212</b>	<b>236</b>	<b>270</b>

Note: Average bed occupancy as per CCH (Regulatory body) MSR is 30% per day

Total bed availability for ~~admissions~~ <sup>admissions</sup> is 25 beds

Dean / Principal  
Yenepoya Homoeopathic



YENEPOYA  
(DEEMED TO BE UNIVERSITY)

# YENEPOYA HOMOEOPATHIC MEDICAL COLLEGE & HOSPITAL

(A constituent College of Yenepoya (Deemed to be university) Mangalore - 575018

Recognised by Central Council of Homoeopathy, New Delhi, Ministry of AYUSH

Government of India

## IPD BED OCCUPANCY REPORT FROM JANUARY 2020 TO DECEMBER 2020

DAYS	JAN	FEB	MAR	APR	MAY	JUNE	JULY	AUG	SEP	OCT	NOV	DEC
1	0	0	27	0	0	6	10	9	14	11	0	5
2	0	10	13	0	13	3	15	0	0	0	4	9
3	3	4	13	0	0	7	5	12	10	18	12	12
4	4	0	24	0	7	4	5	5	11	30	3	4
5	5	14	11	0	7	6	0	0	10	22	11	12
6	5	0	9	0	9	5	0	9	0	10	7	0
7	3	13	0	0	9	6	7	9	13	0	11	9
8	5	6	2	0	6	0	2	7	14	17	0	4
9	13	9	0	0	14	7	4	0	13	4	17	14
10	4	11	3	0	0	4	0	15	17	18	17	13
11	5	14	4	0	4	3	3	5	4	0	8	5
12	14	12	3	0	6	7	0	4	5	9	8	4
13	5	4	2	0	6	0	3	4	0	3	6	0
14	29	9	0	0	16	0	4	5	22	15	8	11
15	10	7	0	0	6	10	0	3	3	7	0	9
16	11	0	13	0	7	6	0	0	8	5	10	11
17	17	17	4	0	0	7	0	11	11	13	15	14
18	10	7	12	0	6	12	0	12	18	0	7	5
19	7	34	8	0	6	9	0	15	11	12	12	9
20	16	13	0	0	9	5	0	4	0	10	20	0
21	13	13	0	3	8	0	0	7	18	9	14	11
22	14	19	0	6	3	9	0	5	2	5	0	4
23	5	11	0	4	8	3	4	0	7	4	5	5
24	7	0	0	8	7	9	7	13	17	11	13	8
25	9	14	0	9	6	48	13	6	5	0	17	9
26	15	14	0	0	6	4	0	5	8	10	8	9
27	0	4	0	5	6	11	14	11	0	4	5	4
28	15	0	0	4	3	0	11	6	16	23	10	10
29	16	28	0	3	5	0	15	4	6	2	4	4
30	4	0	0	2	0	2	11	16	14	13	10	9
31	4	0	0	0	0	0	17	0	0	14	0	10
<b>TOTAL</b>	<b>268</b>	<b>287</b>	<b>148</b>	<b>44</b>	<b>183</b>	<b>193</b>	<b>150</b>	<b>202</b>	<b>277</b>	<b>299</b>	<b>262</b>	<b>233</b>

Note: Average bed occupancy as per CCH (Regulatory body) MSR is 30% per day

Total bed availability for 100 admissions is 25 beds

ATTESTED  
*[Signature]*

Dean / Principal

Yenepoya Homoeopathic

# YENEPOYA HOMOEOPATHIC MEDICAL COLLEGE & HOSPITAL

(A constituent College of Yenepoya (Deemed to be university) Mangalore - 575018

Recognised by Central Council of Homoeopathy, New Delhi, Ministry of AYUSH

Government of India



YENEPOYA  
(DEEMED TO BE UNIVERSITY)

## BED OCCUPANCY REPORT FROM JANUARY 2021 TO JUNE 2021

DAYS	JAN	FEB	MARCH	APRIL	MAY	JUNE
1	4	5	4	2	0	0
2	8	9	7	10	0	5
3	0	14	7	7	0	0
4	3	9	13	0	0	5
5	7	9	8	5	0	0
6	9	9	10	11	5	0
7	12	0	0	7	0	0
8	14	15	9	7	0	4
9	12	13	9	9	0	0
10	0	8	8	8	0	8
11	4	12	7	3	7	0
12	4	5	3	4	0	0
13	10	10	10	9	0	0
14	9	0	0	0	4	0
15	10	14	7	16	0	0
16	9	9	9	9	0	0
17	0	15	6	13	5	5
18	4	5	4	4	0	0
19	13	15	11	8	5	6
20	11	10	8	12	0	0
21	12	0	0	0	5	5
22	10	10	9	10	0	5
23	5	5	7	11	0	0
24	0	8	15	3	5	4
25	9	16	12	0	0	5
26	0	14	9	12	6	5
27	9	14	17	0	0	5
28	14	0	0	0	3	6
29	9	0	10	0	0	6
30	22	0	11	0	0	5
31	0	0	12	0	6	0
<b>Total</b>	<b>233</b>	<b>253</b>	<b>242</b>	<b>180</b>	<b>51</b>	<b>79</b>

Note: Average bed occupancy as per CCH (Regulatory body) MSR is 30% per day

Total bed availability for 100 admissions  
is 25 beds

ATTESTED

*(Signature)*

Dean / Principal

Yenepoya Homoeopathic  
Medical College & Hospital



**YENEPOYA**

(DEEMED TO BE UNIVERSITY)

Recognized under Sec 3(A) of the UGC Act 1956

Accredited by NAAC with 'A' Grade

# **Yenepoya Naturopathy and Yogic Science College and Hospital**

## Outpatient Statistics

Yenepoya Naturopathy and Yogic Science College and Hospital is a constituent unit of Yenepoya (Deemed to be University), Mangalore which runs undergraduate programs in Bachelor of Naturopathy and Yogic Science. The hospital OPD functions as per the guidelines notified by the University in consonance with the ordinance of RGUHS, Bangalore.. The OPD of the hospital started functioning from 21<sup>st</sup> December 2020. Details of the Outpatient statistics are as under.

Year	Average New OP	Average Review OP	Average daily OP	Total OPD days	Total OP for the Period
2020 (Dec)	5	15	20	10	187
2021 (Jan to June)	12	13	25	120	1895

**Note:** Outpatient department services were interrupted due to COVID -19 pandemic.

Requirement - Out-patient: Student - 1:1

Inpatient services were not provided due to COVID Pandemic



**Principal / Dean**  
**Yenepoya Naturopathy &**  
**Yogic Science College & Hospital**

**ATTESTED**

**Dr.Gangadhara Somayaji K.S.**  
**Registrar**  
Yenepoya(Deemed to be University)  
University Road, Deralakatte  
Mangalore-575 018, Karnataka